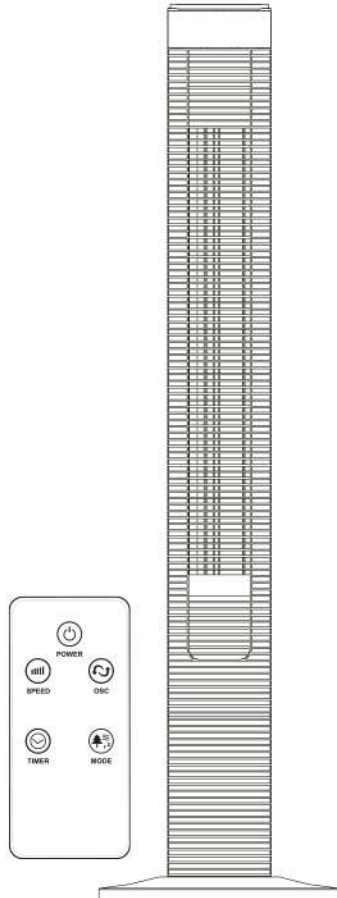




46-INCH OSCILATING TOWER FAN

MODEL NO: PM 746



INSTRUCTION MANUAL

Thank you purchasing the innovative PureMate 38-Inch Tower Fan PM720 we wish you many years of healthy indoor air with this efficient and effective product.

SAFETY OPERATION

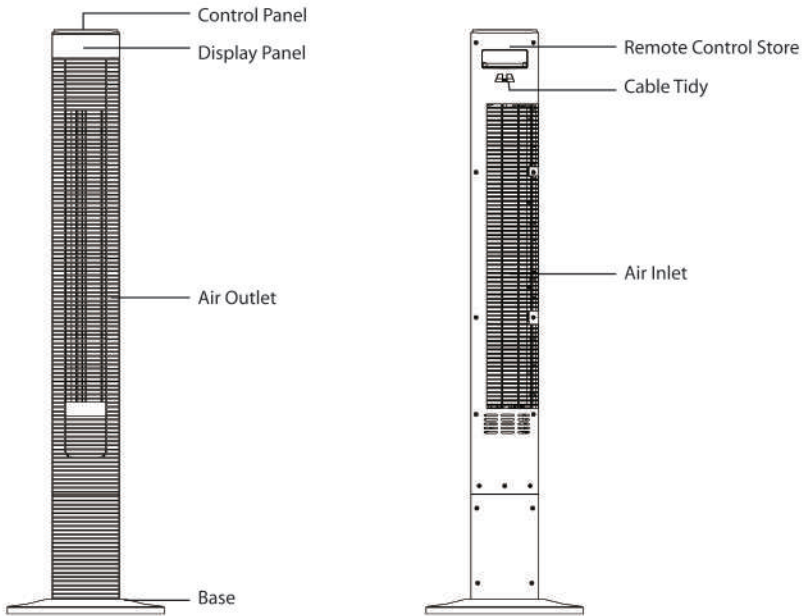
Ensure that all safety precautions are followed when using electrical appliances for the proper operation of the device. This instruction booklet describe the safety precautions to be observed during operation to prevent injuries to yourself, other persons and damage to the device. The content not only is suitable for this product but also suitable for electrical appliances in general.

SAFETY INSTRUCTIONS

- To avoid fire or shock hazard, plug the appliance directly into a 220-240V AC electrical outlet.
- Disconnect the power plug before dismantling, assembling or before cleaning.
- Keep unit away from heated surfaces and open flames.
- To protect against electrical hazards, DO NOT immerse in water or other liquids. Do not use near water.
- Children cannot recognize the hazards associated with the usage of electrical appliances. For this reason, always supervise children when they are near the unit.
- Always unplug the tower fan before moving it, opening the aroma Box, cleaning or whenever the tower fan is not in use. Be sure to pull by the plug and not the cord.
- NEVER drop or insert any object into any openings.

- DO NOT run cord under carpeting. DO NOT use outdoors.
- DO NOT cover cord with throw rugs, runners, or similar coverings.
- DO NOT route cord under furniture or appliances. Arrange cord away from traffic area and where it will not be tripped over.
- DO NOT operate any appliance with a damaged cord or plug, if motor fan fails to rotate, after the appliance malfunctions, or if it has been dropped or damaged in any manner. Please Call Customer Service for assistance.
- DO NOT attempt to repair or adjust any electrical or mechanical functions on this unit. Doing so will void your warranty. The inside of the unit contains no user serviceable parts. All servicing should be performed by qualified personnel only.
- Do not operate the appliance with wet hands, in order to avoid damage.
- Do not knock or shake the body of the tower fan when use, otherwise it may cause stop.
- Disconnect the power plug before dismantling, assembling or before cleaning.
- Never insert fingers, pencils or any other objects through the guards whenever.
- Do not use the appliance for any other purpose than its intended use.
- The fan must not be used if the guards are not fastened according to instructions.

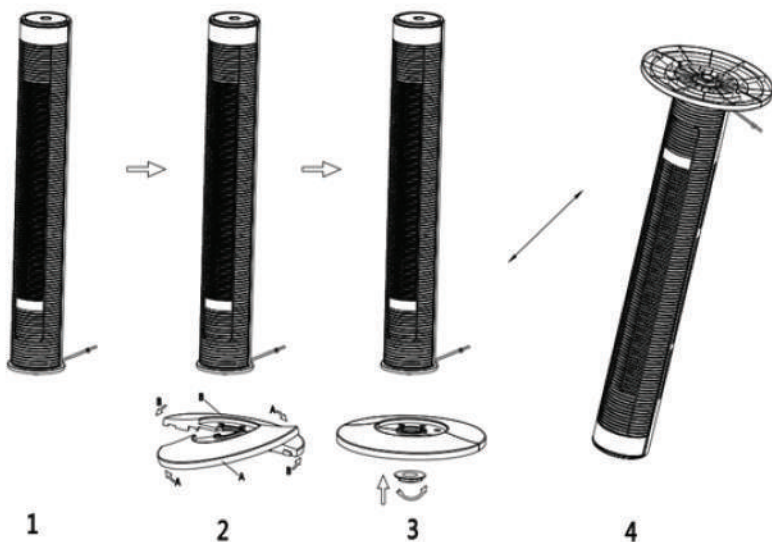
COMPONENTS



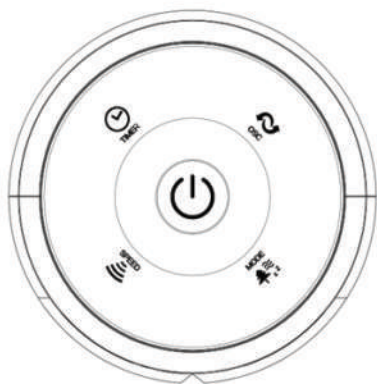
ASSEMBLY INSTRUCTIONS

The base of the power fan comes in two parts, which fit around the oscillation base. Both parts fit easily together.

- First attach the front half of the base, aligning the holes in base with the screw hole in the oscillation base and lead the power cord up the base.
- Connect the back half of the base to the front half and secure with the plastic screw nut (supplied) and twist it clockwise (Figure 1).
- Plug into an appropriate power supply.



CONTROL PANEL



REMOTE CONTROL



OPERATING INSTRUCTIONS



POWER: Turns the tower fan power ON/OFF.

- Press the POWER button. The device starts operating.
- Press POWER again and the device will stop working.



SPEED: Press to adjust between 3 fan speeds:Low,Medium, or High.



MODE: Press to choose from 4 different modes:



NORMAL MODE: Fan will blow at any speed you select.



NATURAL MODE: Fan will start cycle through the 3 speeds starting at high speed(5s), middle speed(5s) and Low speed(5s)



SLEEP MODE: If you set the mode at high speed,fan will work at high speed at 30 minutes,then transfer to middle speed at 30 minutes and transfer to Low speed until fan stop working.



CHILD MODE: Fan will automatically set up the timer at 3 hours and the oscillation function will start. The fan will work at high speed for 15 minutes,transfer to medium speed for 15 minutes and then transfer to low speed until the timer has reached 0.



TIMER: Press to activate the timer, each time the button is pressed the time will increase in increments of 1 hour up to a maximum of 12 hours.



OSCILLATION: Press to activate the oscillation function. Press again to stop the oscillation function.

IMPORTANT NOTE: The display will turn off after 3 minutes of no interaction, entering 'sleep mode, To exit 'sleep mode' press any button on control panel or remote control.

CLEANING AND MAINTENANCE

- Always disconnect the cord from the electrical outlet when cleaning your fan.
- Light accumulated dust may be removed from the fan with a soft cloth or vacuum cleaner using the dusting brush attachment.
- Wipe the exterior surfaces of the fan occasionally with a cloth moistened (not dripping wet) with a mild soap solution. Dry the case thoroughly with a soft dry cloth before operating the fan.
- Avoid the use of gasoline, benzine, thinner etc as they may result in damage to the fan.
- Store the fan in a clean dry place when not in use.

CAUTION! Do not immerse the unit in water or allow water to drip into the interior of the fan housing as this could create a fire or electric shock hazard.

WARNING! Do not attempt to open or repair the unit yourself. Doing so could void the warranty and cause damage or personal injury

ACCESSORY

Screws for assemble the base, Remote control, User Manual

WARRANTY & SERVICE

This product is covered with PureMate product and labour warranty for 12 months from the date of its original purchase. If any problems occur, please contact the PureMate Customer Care Centre in your country via the contact information listed in this User Guide. We can only provide after sales service for products that are sold by PureMate or PureMate authorized retailers and distributors. If you have purchased your unit from a different place, please contact your seller for return and warranty issues.

SPECIFICATIONS

Rated Voltage:	220-240V~50-60Hz
Power Consumption:	45W (High Setting)
Noise Level:	Low:43dB(A),High:53dB(A)
Product Size:	31.5 X 31.5 X 117 cm
Net Weight:	3.66 kg
Certifications:	UKCA , CE , Rohs
Warranty:	1 Year

DISPOSAL OF THIS DEVICE



At the end of the product life cycle, you should not throw this machine into the normal household garbage but bring the product to a collection Point for the recycling of electrical and electronic equipment.

FIND US ONLINE



YouTube



46-INCH OSCILLATING TOWER FAN | MODEL NO-PM 746

Super Tech Health Limited
129 Shady Lane
Great Barr
Birmingham
West Midlands
B44 9ER
United Kingdom

WWW.PUREMATE.CO.UK