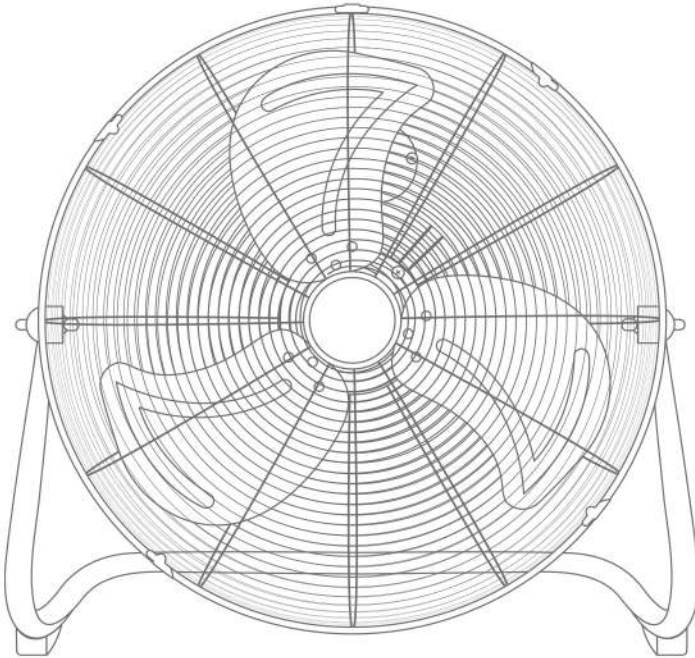




20 INCH STAINLESS STEEL FLOOR FAN

MODEL NO: PM 710



INSTRUCTION MANUAL

Thank you purchasing the innovative PureMate 20-Inch Floor Fan PM710 we wish you many years of healthy indoor air with this efficient and effective product.

SAFETY OPERATION

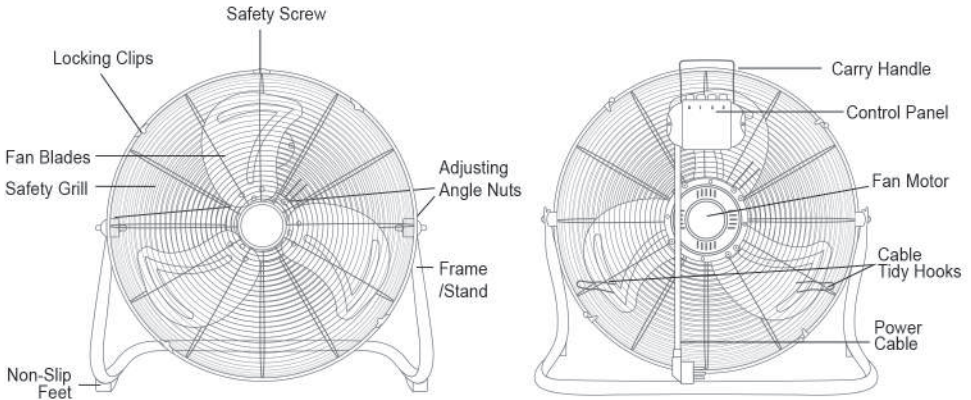
Ensure that all safety precautions are followed when using electrical appliances for the proper operation of the device. This instruction booklet describe the safety precautions to be observed during operation to prevent injuries to yourself, other persons and damage to the device. The content not only is suitable for this product but also suitable for electrical appliances in general.

SAFETY INSTRUCTIONS

- To avoid fire or shock hazard, plug the appliance directly into a 220-240V ~50Hz electrical outlet.
- Disconnect the power plug before dismantling, assembling or before cleaning.
- Keep unit away from heated surfaces and open flames.
- To protect against electrical hazards, DO NOT immerse in water or other liquids. Do not use near water.
- Children cannot recognize the hazards associated with the usage of electrical appliances. For this reason, always supervise children when the appliance is in use.
- Always unplug the tower fan before moving it, opening the aroma Box, cleaning or whenever the tower fan is not in use. Be sure to pull by the plug and not the power cord.
- NEVER drop or insert any object into any openings.

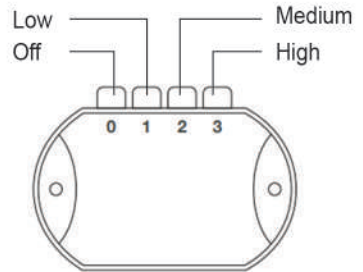
- DO NOT run cord under carpeting. DO NOT use outdoors.
- DO NOT cover cord with throw rugs, runners, or similar coverings.
- DO NOT route cord under furniture or appliances. Arrange cord away from traffic area and where it will not be tripped over.
- DO NOT operate any appliance with a damaged cord or plug, if motor fan fails to rotate, after the appliance malfunctions, or if it has been dropped or damaged in any manner. Please Call Customer Service for assistance.
- DO NOT attempt to repair or adjust any electrical or mechanical functions on this unit. Doing so will void your warranty. The inside of the unit contains no user serviceable parts. All servicing should be performed by qualified personnel only.
- Do not operate the appliance with wet hands, in order to avoid damage.
- Do not knock or shake the body of the floor fan when use, otherwise it may cause stop.
- Disconnect the power plug before dismantling, assembling or before cleaning.
- Never insert fingers, pencils or any other objects through the guards whenever.
- Do not use the appliance for any other purpose than its intended use.
- The fan must not be used if the guards are not fastened according to instructions.

COMPONENTS



OPERATING INSTRUCTIONS

Using the control panel at the rear of the fan, press the buttons to turn the fan On/Off and Control the Speed.



ADJUSTING THE FAN ANGLE

CAUTION! Do Not move or adjust the fan's angle whilst the power is on. Please ensure the fan is off before moving or adjusting.

To adjust the angle of the fan, switch it off and slightly loosen the adjusting nuts at the side of the fan by turning it anti-clockwise. Angle the fan to the desired position and tighten the nuts again by turning the nut clockwise to lock the position.

CLEANING AND MAINTENANCE

- Always disconnect the cord from the electrical outlet when cleaning your fan.
- Light accumulated dust may be removed from the fan with a soft cloth or vacuum cleaner using the dusting brush attachment.
- Wipe the exterior surfaces of the fan occasionally with a cloth moistened (not dripping wet) with a mild soap solution. Dry the case thoroughly with a soft dry cloth before operating the fan.
- Avoid the use of gasoline, benzine, thinner or corrosive compounds as they may result in damage to the fan
- Store the fan in a clean dry place when not in use.

CAUTION! Do not immerse the unit in water or allow water to drip into the interior of the fan housing as this could create a fire or electric shock hazard.

WARNING! Do not attempt to open or repair the unit yourself. Doing so could void the warranty and cause damage or personal injury

WARRANTY & SERVICE

Items purchased directly with PureMate, or one of our approved resellers, you will automatically register your warranty for 1 (ONE) year. You do not require to register again for your warranty. All warranties will execute our terms and conditions you will find these via our website at www.puremate.co.uk

SPECIFICATIONS

Model No	:	PM 710
Voltage	:	220-240V~50Hz
Power	:	120W (High)
Product Size	:	57(L) X 19.5(W) X 59(H)cm
Net Weight	:	5.23kg
Certifications	:	UKCA , CE , Rohs
Warranty	:	1 Year

DISPOSAL OF THIS DEVICE



At the end of the product life cycle, you should not throw this machine into the normal household garbage but bring the product to a collection Point for the recycling of electrical and electronic equipment.

FIND US ONLINE



YouTube



20-INCH STAINLESS STEEL FLOOR FAN | MODEL NO-PM 710

Super Tech Health Limited
129 Shady Lane
Great Barr
Birmingham
West Midlands
B44 9ER
United Kingdom

WWW.PUREMATE.CO.UK